



120W Level VI Desktop Type Power Supply

**ENP-120** series

### ■ Features

- Universal AC input / Full range
- Built-in active PFC function
- Energy efficiency Level VI
- No load power consumption <0.15W
- Comply with EISA 2007/DoE, NRCAN and EU ErP
- 125% peak load capability
- Fanless design, cooling by free air convection
- Protection: Short circuit / Overload / Over voltage / Over temperature
- 3 years warranty

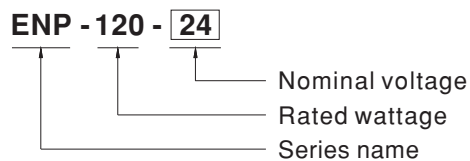
### ■ Applications

- Land mobile radio system
- Surveillance system
- TV antenna facility

### ■ Description

ENP-120 series is a 120W desktop type power supply working perfectly for communication related applications. Observing the standard 7" width size in the land mobile radio field, it provides the most frequently used voltage in the communication field. With the rugged mechanical design along with the high efficiency circuitry, it operates for the ambient temperature range  $-30^{\circ}\text{C} \sim +70^{\circ}\text{C}$  under free air convection.

### ■ Model Encoding



File Name:ENP-120-SPEC 2018-05-07



120W Level VI Desktop Type Power Supply

ENP-120 series

## SPECIFICATION

MODEL		ENP-120-12	ENP-120-24	ENP-120-48	
OUTPUT	DC VOLTAGE	13.8V	27.6V	55.2V	
	RATED CURRENT	8.7A	4.3A	2.2A	
	CURRENT	RATED	0 ~ 8.7A	0 ~ 4.3A	0 ~ 2.2A
		PEAK Note.2	10.9A	5.38A	2.75A
	WATTAGE	RATED	120W	119W	121W
		PEAK Note.2	150.4W	148.5W	151.8W
	RIPPLE & NOISE (max.) Note.3	150mVp-p	150mVp-p	350mVp-p	
	VOLTAGE ADJ. RANGE	11.5 ~ 15V	23.5 ~ 30V	47.5 ~ 58.8V	
	VOLTAGE TOLERANCE Note.4	±1.0%	±1.0%	±1.0%	
	LINE REGULATION Note.5	±0.5%	±0.5%	±0.5%	
LOAD REGULATION Note.6	±2.0%	±1.0%	±0.5%		
SETUP, RISE TIME Note.7	1000ms, 100ms at full load				
HOLD UP TIME (Typ.)	20ms at full load				
INPUT	VOLTAGE RANGE Note.8	90 ~ 264VAC 127 ~ 370VDC			
	FREQUENCY RANGE	47 ~ 63Hz			
	POWER FACTOR (Typ.)	PF>0.98/115VAC, PF>0.95/230VAC at full load			
	EFFICIENCY (Typ.)	89.5%	91%	91.5%	
	AC CURRENT (Typ.)	1.25A/115VAC 0.63A/230VAC			
	INRUSH CURRENT (Typ.)	COLD START 65A at 230VAC			
	LEAKAGE CURRENT	<3.5mA / 240VAC			
	NO LOAD POWER CONSUMPTION	<0.15W			
PROTECTION	SHORT CIRCUIT	Protection type : Constant current limiting, recovers automatically after fault condition is removed			
	OVERLOAD	Normally works within 110 ~ 125% rated output power for more than 3 seconds and switches to constant current limiting, with auto-recovery after the peak load condition is removed			
	OVER VOLTAGE	Constant current limiting, if >125% rated power, with auto-recovery after the overload condition is removed			
		15.5 ~ 18.2V	31 ~ 36.5V	62.1 ~ 72.9V	
OVER TEMPERATURE	Shut down O/P voltage, recovers automatically after temperature goes down				
ENVIRONMENT	WORKING TEMP.	-30 ~ +70°C (Refer to "Derating Curve")			
	WORKING HUMIDITY	20 ~ 95% RH non-condensing			
	STORAGE TEMP., HUMIDITY	-40 ~ +85°C, 10 ~ 95% RH non-condensing			
	TEMP. COEFFICIENT	±0.05%/°C (0 ~ 50°C)			
	VIBRATION	10 ~ 500Hz, 2G 10min./1cycle, 60min. each along X, Y, Z axes			
SAFETY & EMC (Note 9)	SAFETY STANDARDS	IEC60950-1, UL60950-1, EAC TP TC 004 approved			
	WITHSTAND VOLTAGE	I/P-O/P:3KVAC I/P-FG:2KVAC O/P-FG:0.5KVAC			
	ISOLATION RESISTANCE	I/P-O/P, I/P-FG, O/P-FG:100M Ohms / 500VDC / 25°C / 70% RH			
	EMC EMISSION	Parameter	Standard	Test Level / Note	
		Conducted	EN55032 (CISPR32) / FCC PART15 (CISPR22)	Class B	
		Radiated	EN55032 (CISPR32) / FCC PART15 (CISPR22)	Class B	
		Harmonic Current	EN61000-3-2	-----	
	Voltage Flicker	EN61000-3-3	-----		
	EMC IMMUNITY	EN55024			
		Parameter	Standard	Test Level / Note	
		ESD	EN61000-4-2	Level 3, 8KV air ; Level 2, 4KV contact	
		Radiated	EN61000-4-3	Level 2, 3V/m	
		EFT / Burst	EN61000-4-4	Level 2, 1KV	
		Surge	EN61000-4-5	Level 2, 1KV/Line-Line, Level 3, 2KV/Line-Earth	
		Conducted	EN61000-4-6	Level 2, 3Vrms	
Magnetic Field		EN61000-4-8	Level 1, 1A/m		
Voltage Dips and Interruptions	EN61000-4-11	>95% dip 0.5 periods, 30% dip 25 periods, >95% interruptions 250 periods			
OTHERS	MTBF	257K hrs min. MIL-HDBK-217F (25°C)			
	DIMENSION	192*178*45.5mm (L*W*H)			
	PACKING	0.98Kg; 10pcs/10.8Kg /1.38CUFT			
NOTE	<p>1. All parameters NOT specially mentioned are measured at 230VAC input, rated load and 25°C of ambient temperature.</p> <p>2. Peak current or peak power up to 3 seconds is provided.</p> <p>3. Ripple &amp; noise are measured at 20MHz of bandwidth by using a 12" twisted pair-wire terminated with a 0.1uf &amp; 47uf parallel capacitor.</p> <p>4. Tolerance : includes set up tolerance, line regulation and load regulation.</p> <p>5. Line regulation is measured from low line to high line at rated load.</p> <p>6. Load regulation is measured from 0% to 100% rated load.</p> <p>7. Length of set up time is measured at cold first start. Turning ON/OFF the power supply very quickly may lead to increase of the set up time.</p> <p>8. Derating may be needed under low input voltages. Please check the derating curve for more details.</p> <p>9. The power supply is considered as an independent unit, but the final equipment still need to re-confirm that the whole system complies with the EMC directives. For guidance on how to perform these EMC tests, please refer to "EMI testing of component power supplies." (as available on <a href="http://www.meanwell.com">http://www.meanwell.com</a>)</p> <p>10. The ambient temperature derating of 3.5°C/1000m with fanless models and of 5°C/1000m with fan models for operating altitude higher than 2000m(6500ft).</p>				

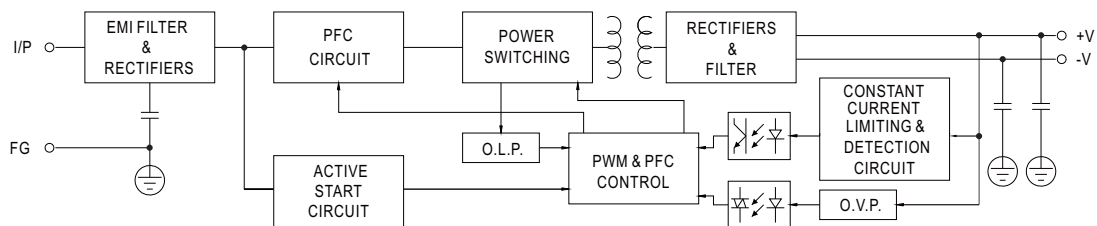
File Name:ENP-120-SPEC 2018-05-07



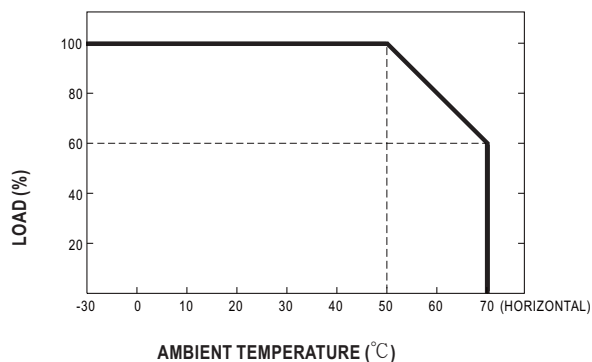
120W Level VI Desktop Type Power Supply

**ENP-120** series

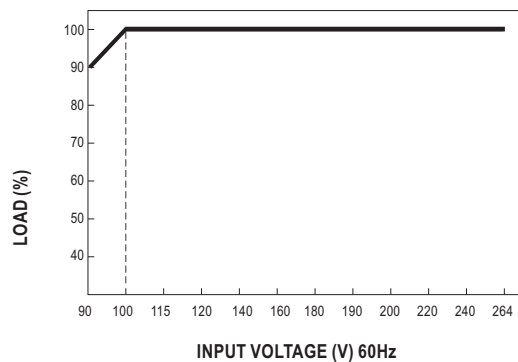
■ Block Diagram



■ Derating Curve



■ Static Characteristics



File Name:ENP-120-SPEC 2018-05-07

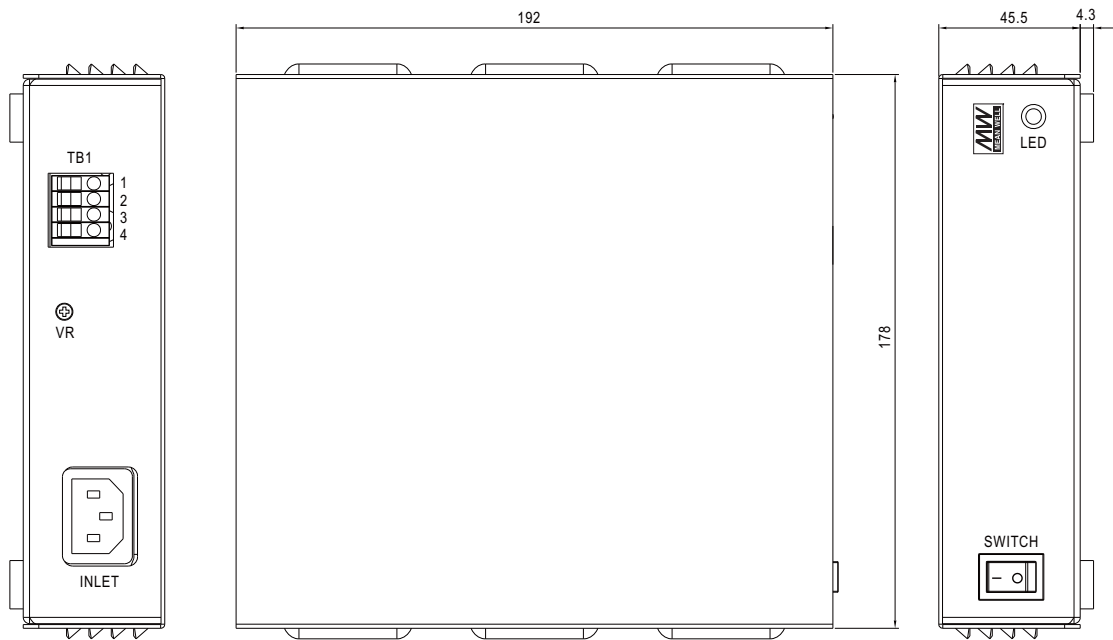


120W Level VI Desktop Type Power Supply

# ENP-120 series

**Mechanical Specification**

Case No. 252A Unit:mm



Terminal Pin No. Assignment (TB1):

Pin No.	Assignment
1,2	+V
3,4	-V

**Installation Manual**

Please refer to : <http://www.meanwell.com/manual.html>

File Name:ENP-120-SPEC 2018-05-07

Headquarter Switzerland:  
Pewatron AG  
Thurgauerstrasse 66  
CH-8050 Zurich  
Phone +41 44 877 35 00  
info@pewatron.com

Office Germany:  
Pewatron Deutschland GmbH  
Edisonstraße 16  
D-85716 Unterschleißheim  
Phone +49 89 374 288 87-0  
info.de@pewatron.com



**PEWATRON**  
SENSORS · POWER SOLUTIONS

## We are here for you. Addresses and Contacts.

---

### Sales Germany & Austria

Postcode 00000 – 31999  
Postcode 38000 – 39999  
Postcode 80000 – 99999  
Austria

Kurt Stritzelberger

Phone +49 89 260 52 80  
Mobile +49 171 803 41 35

kurt.stritzelberger@pewatron.com

Postcode 32000 – 37999  
Postcode 40000 – 79999

Gerhard Vetter

Phone +49 674 394 75 75  
Mobile +49 163 762 74 30

gerhard.vetter@pewatron.com

**Geometrical sensors**  
**Sensor elements**

Thorsten Ravagni

Phone +49 60 479 53 627

thorsten.ravagni@pewatron.com

---

### Sales Switzerland & Liechtenstein

Postcode 3000 – 9999

Basil Frei

Phone +41 44 877 35 18  
Mobile +41 76 279 37 26

basil.frei@pewatron.com

Postcode 1000 – 2999

Christian Mohrenstecher

Mobile +41 76 444 57 93

christian.mohrenstecher@pewatron.com

### Sales International Key Accounts

Peter Felder

Phone +41 44 877 35 05  
Mobile +41 79 406 49 83

peter.felder@pewatron.com

---

### Sales Other Countries / Product Management

#### Pressure Sensors

Philipp Kistler  
Phone +41 44 877 35 03  
philipp.kistler@pewatron.com

#### Accelerometers / Level Flow sensor elements

Thorsten Ravagni  
Phone +49 60 479 53 627  
thorsten.ravagni@pewatron.com

#### Drive technology CH Postcode 5000 – 9999 / DE

Roman Homa  
Mobile +41 76 444 00 86  
roman.homa@pewatron.com

#### Gas sensors / Gas sensor modules Load cells

Dr. Thomas Clausen  
Phone +41 44 877 35 13  
thomas.clausen@pewatron.com

#### Power supplies

Sebastiano Leggio  
Phone +41 44 877 35 06  
sebastiano.leggio@pewatron.com

#### Drive technology CH Postcode 1000 – 4999 / AT / IT / FR

Christian Mohrenstecher  
Mobile +41 76 444 57 93  
christian.mohrenstecher@pewatron.com

#### Flow / Level / Medical products

Dr. Adriano Pittarelli  
Phone +49 8245 774 95 44  
adriano.pittarelli@pewatron.com

#### Linear position sensors Angle sensors

Eric Letsch  
Phone +41 44 877 35 14  
eric.letsch@pewatron.com

#### Current sensors Power solutions

Osman Coban  
Phone +49 71 635 363 898  
osman.coban@pewatron.com