400W True Sine Wave DC-AC Power Inverter — TS-400 series

■ Features :

- True sine wave output (THD<3%)
- High surge power up to 800W
- High efficiency up to 88.5%
- Thermostatically controlled cooling fan
- Built-in remote ON-OFF control
- Front panel indicator for operation status
- Power ON-OFF switch
- Protections: Bat. low alarm / Bat. low shutdown / Over voltage / Over temp. / Output short / Input reverse polarity / Overload
- Application : Home appliance, power tools, office and portable equipment, vehicle and yacht ...etc.
- 3 years warranty

SPECIFICATION

MODEL		TS-400-112□	TS-400-124□	TS-400-148□	TS-400-212□	TS-400-224□	TS-400-248□
OUTPUT	RATED POWER	400W					
	MAXIMUM OUTPUT POWER	460W for 180 sec. / 600W for 10 sec. / surge power 800W for 30 cycles(typ.)					
	AC VOLTAGE	Factory setting set at 110VAC			Factory setting set at 230VAC		
		100 / 110 / 115 / 120VAC selectable by setting button S.W			200 / 220 / 230 / 240VAC selectable by setting button S.W		
	FREQUENCY	60±0.1Hz 50/60Hz selectable by setting button			50±0.1Hz 50/60Hz selectable by setting button		
	WAVEFORM Note.2	True sine wave (THD<3%)					
	AC REGULATION Note.2	±3.0% at rated input voltage					
	FRONT PANEL INDICATOR	Operation status ; Green : normal, Orange(flashing) : remote control OFF, Red : abnormal					
INPUT	BAT. VOLTAGE	12V	24V	48V	12V	24V	48V
	VOLTAGE RANGE (Typ.) Note.3	10.5 ~ 15VDC	21 ~ 30VDC	42 ~ 60VDC	10.5 ~ 15VDC	21 ~ 30VDC	42 ~ 60VDC
	DC CURRENT (Typ.)	40A	20A	10A	40A	20A	10A
	NO LOAD CURRENT DRAW (Typ.)	1.25A	0.63A	0.32A	1.25A	0.63A	0.32A
	OFF MODE CURRENT DRAW	≦1mA					
	EFFICIENCY (Typ.) Note.1	84.5%	86%	87%	86%	87.5%	88.5%
	BATTERY TYPES	Open & sealed Lead Acid					
BATTERY INPUT PROTECTION	FUSE	40A*2	40A*1	20A*1	40A*2	40A*1	20A*1
	BAT. LOW ALARM	11.3±4%	22.5±4%	45±4%	11.3±4%	22.5±4%	45±4%
	BAT. LOW SHUTDOWN	10.5±4%	21±4%	42±4%	10.5±4%	21±4%	42±4%
	BAT. POLARITY	By internal fuse open					
OUTPUT PROTECTION	OVER TEMPERATURE	85℃ ± 5℃	75℃ ± 5℃	70℃ ± 5℃	85℃ ± 5℃	75℃ ± 5℃	70℃ ± 5℃
		Protection type : Shut down o/p voltage, re-power on to recover; by internal RTH1 detect power transistor					
	OUTPUT SHORT	Protection type : Shut down o/p voltage, re-power on to recover					
	OVER LOAD (Typ.)	105 ~ 115% load for 180 sec., 115% ~ 150% load for 10 sec.					
		Protection type : Shut down o/p voltage, re-power on to recover					
	GFCI PROCTECTION	Optional (Only type F)			None		
FUNCTION	REMOTE CONTROL	Open : Normal work ; Short : Remote off					
ENVIRONMENT	WORKING TEMP.	-10 ~ +40℃ @ 100% load ; +60℃ @ 50% load					
	WORKING HUMIDITY	20% ~ 90% RH non-condensing					
	STORAGE TEMP., HUMIDITY	-30 ~ +70℃ / -22 ~ +158°F, 10 ~ 95% RH non-condensing					
	VIBRATION	10 ~ 500Hz, 3G 10min./1cycle, 60min. each along X, Y, Z axes					
SAFETY & EMC	SAFETY STANDARDS	EAC TP TC 004, Design refer to UL458		EAC TP TC 004			
	LVD	None			EN60950-1		
	WITHSTAND VOLTAGE	Bat. I/P - AC O/P:3.0KVAC AC O/P - FG:1.5KVAC					
	ISOLATION RESISTANCE	Bat. I/P-AC O/P, AC O/P-FG:100M Ohms / 500VDC / 25℃/ 70% RH					
	EMC EMISSION	Compliance to FCC class A, EAC TP TC 020			Compliance to EN55032 class A, 72/ 245/ CEE, 95/ 54/ CE, E-Mark, EAC TP TC 020		
	EMC IMMUNITY	Compliance to EAC TP TC 020			Compliance to EN61000-4-2,3,8, EAC TP TC 020		
OTHERS	MTBF	104.7K hrs min. MIL-HDBK-217F (25℃)					
	DIMENSION	205*158*67mm (L*W*H)					
	PACKING	1.73Kg; 6pcs/11.4Kg/1.55CUFT					
NOTE	1.Efficiency is tested by 300W, linear load at 13V/26V/52V input voltage. 2.AC regulation and THD are tested by 400W, linear load at 13V/26V/52V input voltage. 3.The tolerance of each voltage value by models is:112/212→±0.5V;124/224→±1V;148/248→±2V. 4.All parameters not specified above are measured at rated load, 25℃ of ambient temperature and set to factory setting. 5.The ambient temperature derating of 3.5℃/1000m with fanless models and of 5℃/1000m with fan models for operating altitude higher than 2000m(6500ft).						

File Name:TS-400-SPEC 2018-01-15

400W True Sine Wave DC-AC Power Inverter

TS-400 series

TS – 400 – 112 A

- TS: True sine wave inverter
- 400: O/P Wattage:400W
- 112: Output: 1:110VAC 2:230VAC; Bat. Voltage: 12:12VDC 24:24VDC 48:48VDC
- A: A :TYPE A OUTLET / B :TYPE B OUTLET / C :TYPE C OUTLET / D :TYPE D OUTLET / E :TYPE E OUTLET / F :TYPE F OUTLET

■ AC Output Receptacles (optional)

Receptacle type	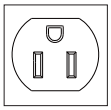	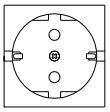	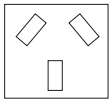	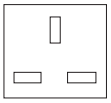	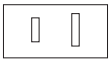	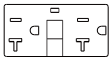
	TYPE-A	TYPE-B	TYPE-C	TYPE-D	TYPE-E	TYPE-F
Country	USA	EUROPE	AUSTRALIA	U.K	JAPAN	GFCI
Certificate	FC	E13 CE	E13 CE	E13 CE	FC	FC

■ Mechanical Specification

Unit:mm

R.C Connector : JST B-XH or equivalent

Open	Normal work
Short	Remote off

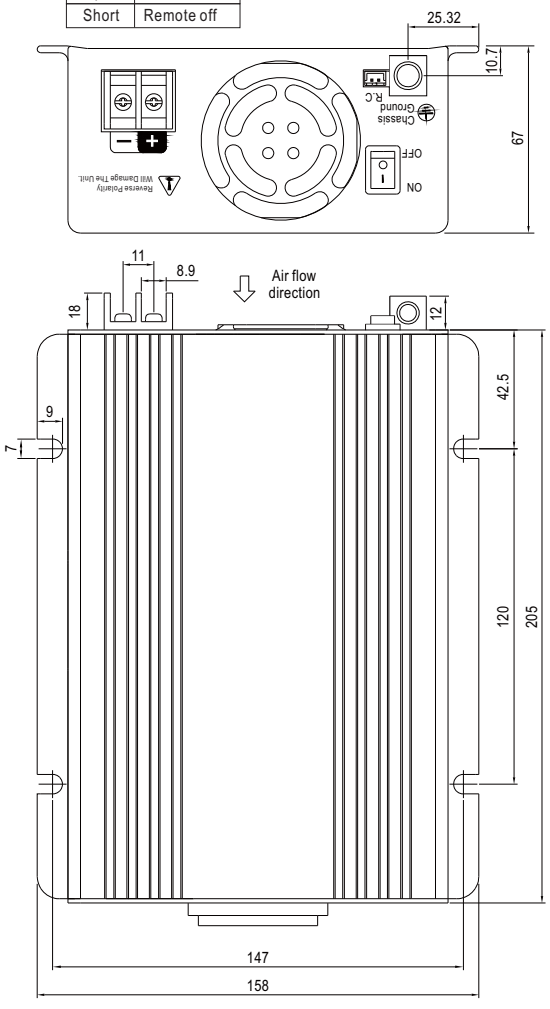

■ Derating Curve

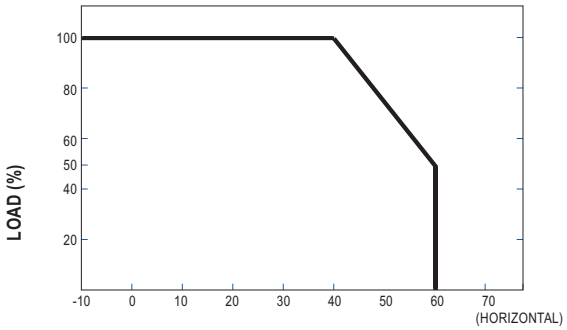

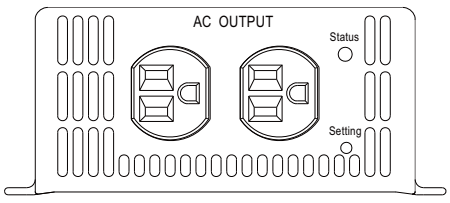

Type-A

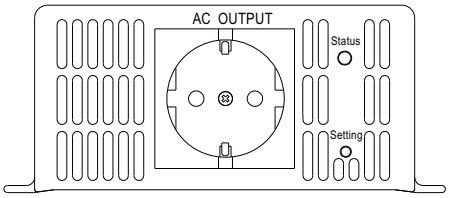

Type-B

File Name:TS-400-SPEC 2018-01-15

Angst+Pfister
Sensors and Power

We are here for you. Addresses and Contacts.

Headquarter Switzerland:

Angst+Pfister Sensors and Power AG
Thurgauerstrasse 66
CH-8050 Zurich
Phone +41 44 877 35 00
sensorsandpower@angst-pfister.com

Office Germany:

Angst+Pfister Sensors and Power Deutschland GmbH
Edisonstraße 16
D-85716 Unterschleißheim
Phone +49 89 374 288 87 00
sensorsandpower.de@angst-pfister.com

Scan here and get an overview of personal contacts!

sensorsandpower.angst-pfister.com